


# How to Give a Good Tlak

Luca Beale



# Precision over Simplicity

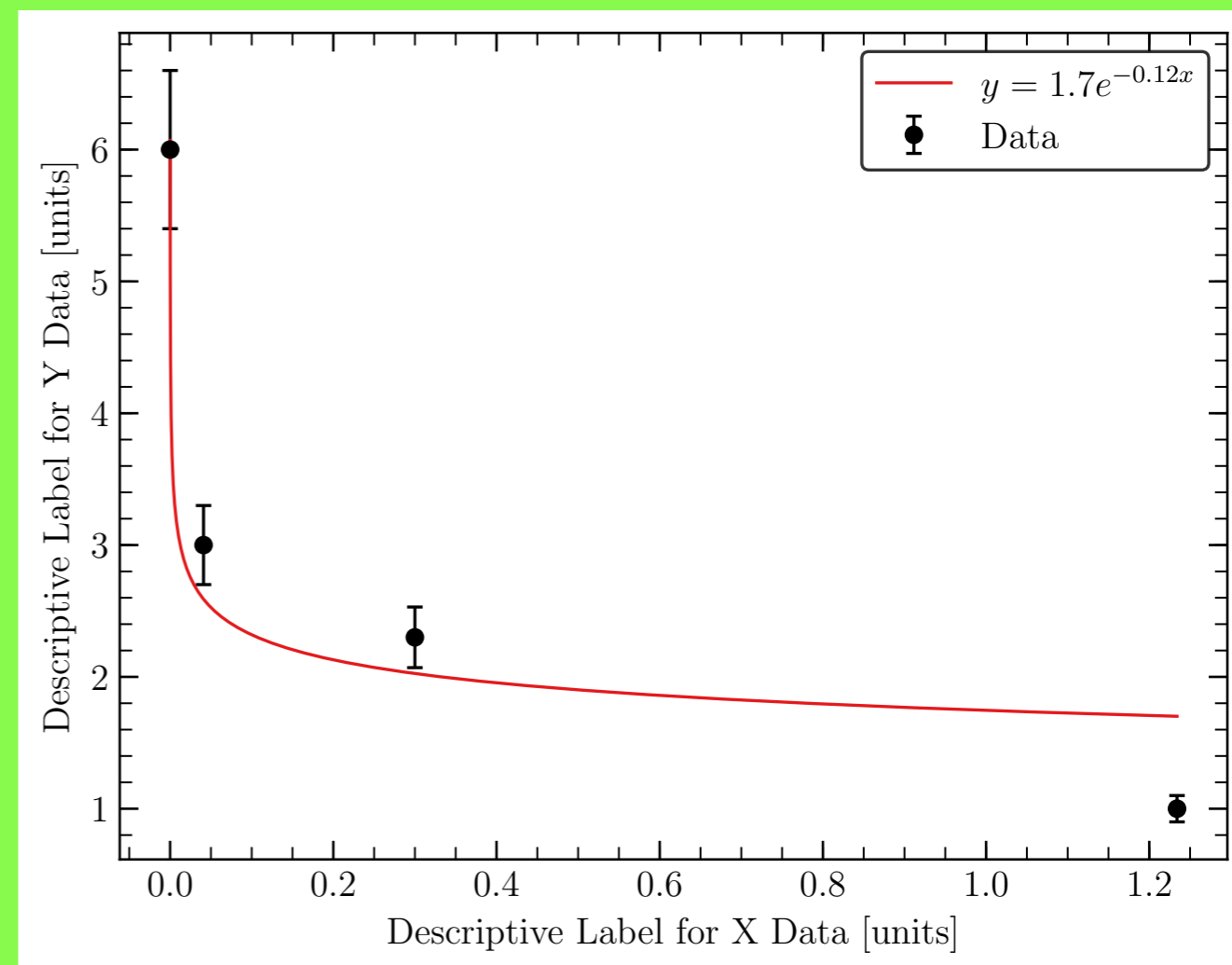
Table 1: Perfectly understandable data

	x	y
1	1.234	01
2	$3e-1$	2.3
3	$4.1 \times 10^{-2}$	3.
4	0.000041	6.0

Good!

Bad!

- audience is smart enough to interpret numbers
- Dijkstra sez: 'A picture may be worth a thousand words, but a table is worth a thousand pictures.'
- or maybe not, but who's counting?



# Precision over Simplicity

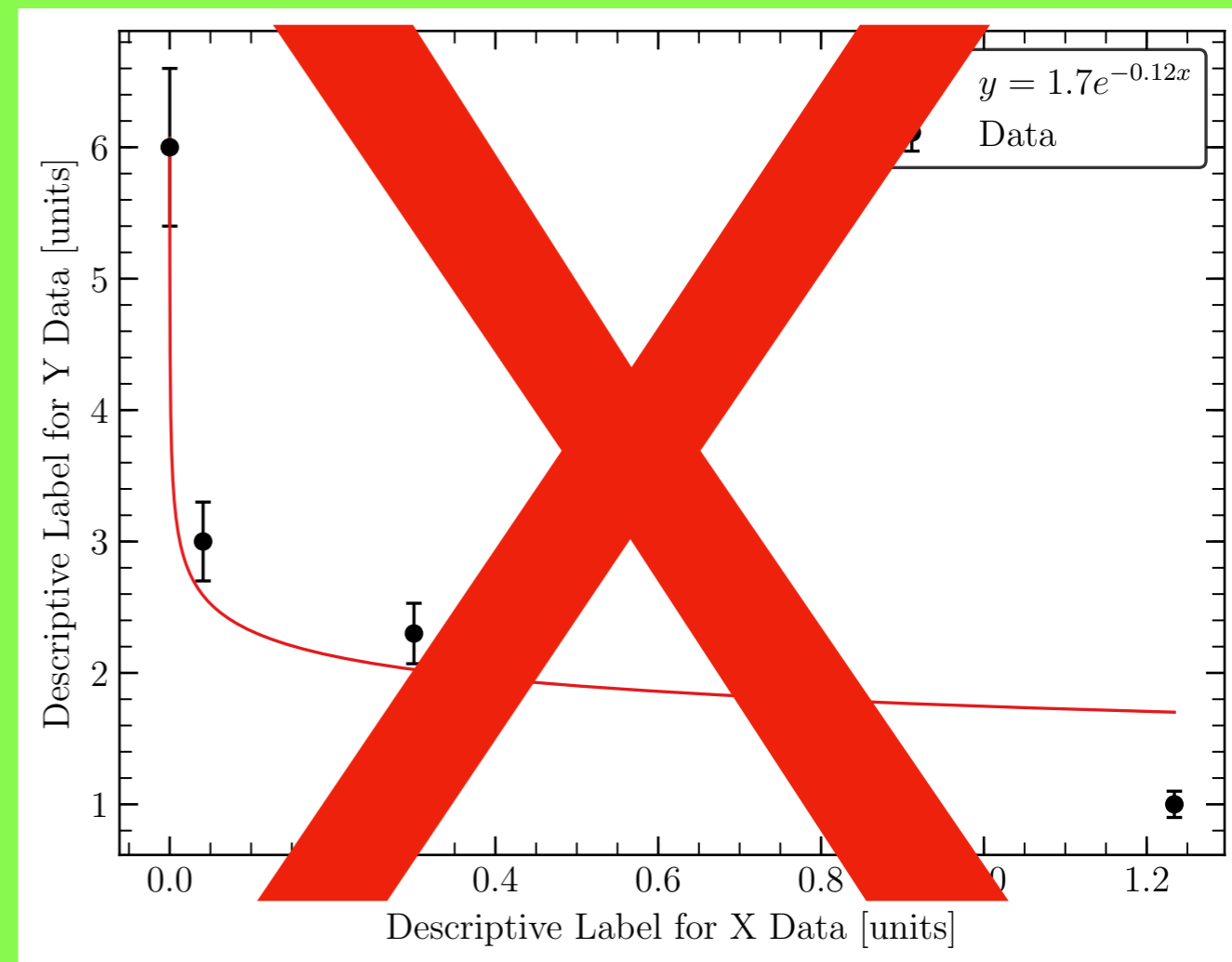
Table 1: Perfectly understandable data

	x	y
1	1.234	01
2	$3e-1$	2.3
3	$4.1 \times 10^{-2}$	3.
4	0.000041	6.0

Good!

Bad!

- audience is smart enough to interpret numbers
- Dijkstra sez: 'A picture may be worth a thousand words, but a table is worth a thousand pictures.'
- or maybe not, but who's counting?

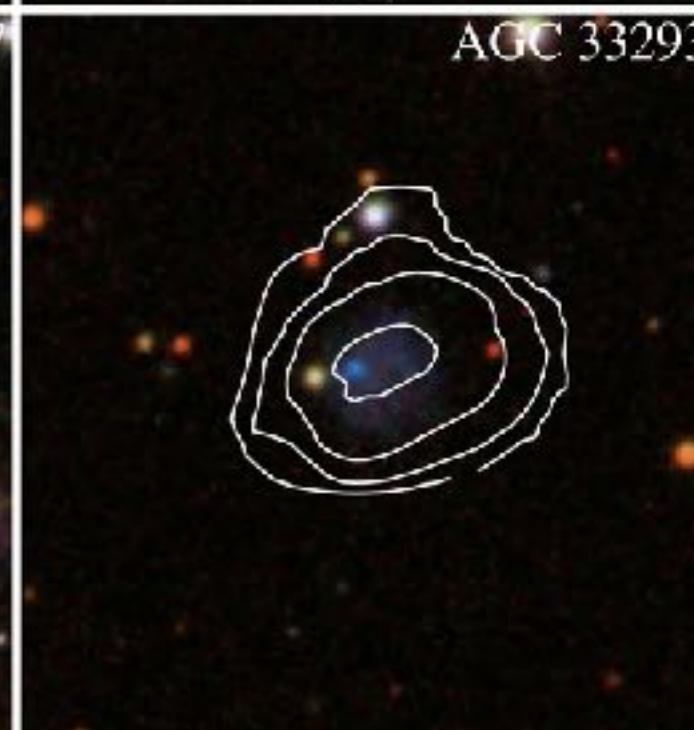


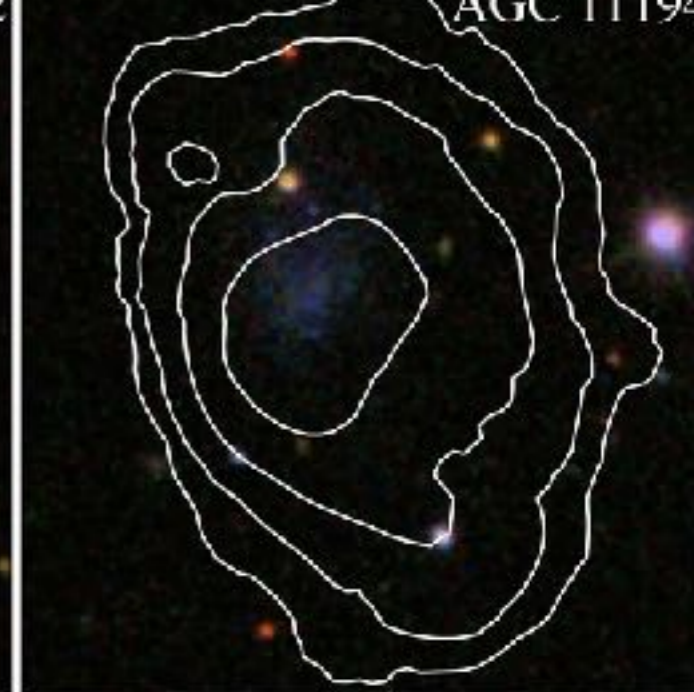



# Dont ever let anyone tell you to cut stuff out of you're talk because how will the audience know what your talking about if you dont say it explicitly?

- forget what i said before, the audience needs everything spelled out for them
  - if you dont tell them exactly why you're smart and your ideas are smart, how will they know to praise You?
  - Don't forget to include as much technical detail as possible — you cant let the audience leave with the wrong conclusion! For example, did you know that I spent exactly 5 hours, 42 minutes and 38 seconds on this slide alone? In fact, I was stationed at the following coordinates (lat = 1, long = 2), using a 2013 MacBook Pro with an 11" screen and Retina display that I bought in 2014 with money that I earned from helping my mom pull weeds.
- run on sentences are totally ok because honestly theres only so much real estate on a given slide so you really need to pack in all the info that you can because otherwise the audience wont know that you did a **lot** of work and that you know like sooo much stuff and what's the point of working so much if people don't know you worked so much?
- it's ok to read stuff directly off your slides! that way the audience knows that you're saying the same things the slides do

# Dont ever you're talk what your talk

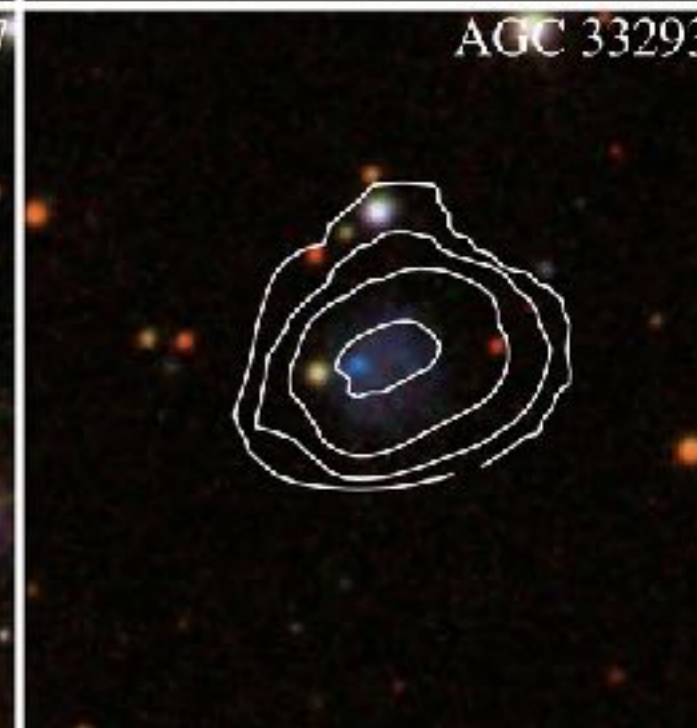

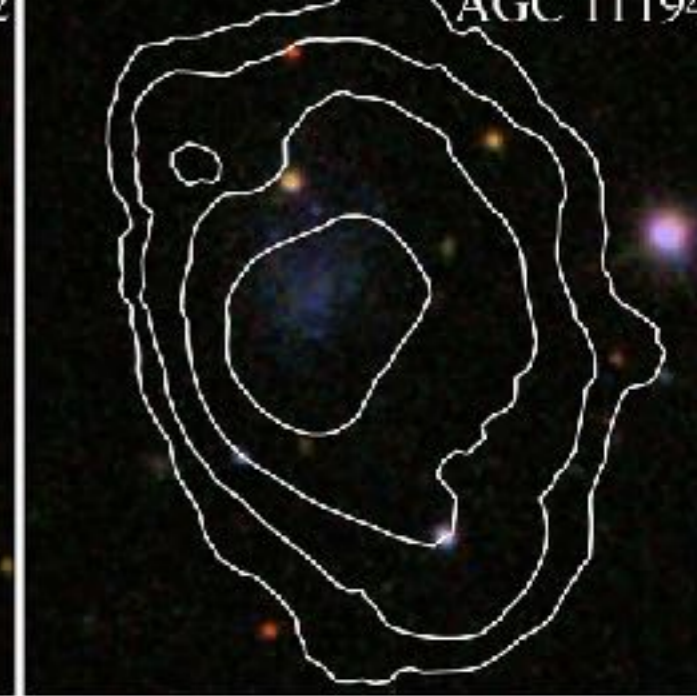

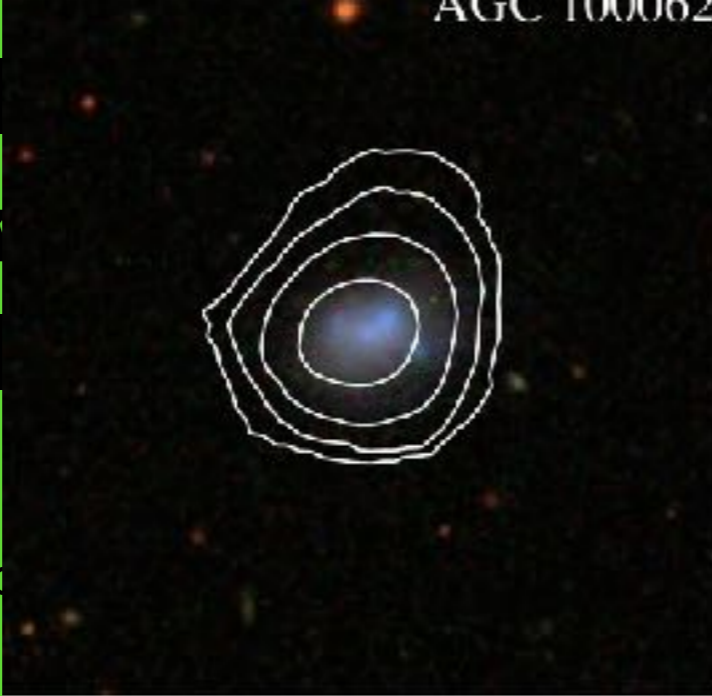
- forget what i said before
  - if you dont tell the
  - Don't forget to include wrong conclusion this slide alone? I MacBook Pro with helping my mom
- run on sentences are need to pack in all the and that you know like worked so much?



- it's ok to read stuff directly off your slides! that way the audience knows that you're saying the same things the slides do

**Dont ever**  
**you're talk**  
**what your talk**

- forget what i said before
- if you dont tell the



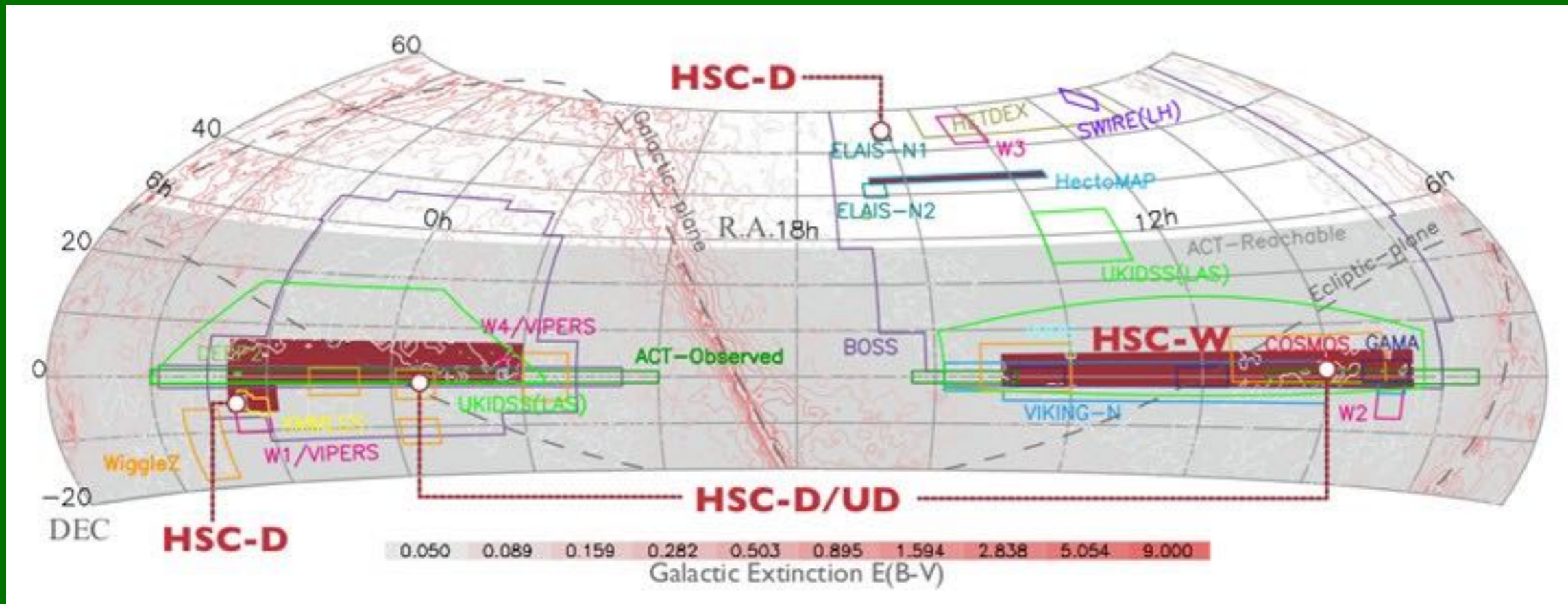
- ru
- ne
- an
- wo
- it's
- sli

shows that you're saying the same things the

# *Go for Style, not substance*

- *Obviously, you're not a graphic designer*
  - *But that doesn't mean you can't have style (what's more stylish than cursive?)*
- *Most of the work you put into your presentation should go into how pretty it looks*
  - *Do you like this color? It's called "Essence of Franklin the Turtle"*
- *I was actually supposed to put an important plot here but I forgot*

# YOU'LL NEVER GET EVERYONE, SO NEVER CHANGE YOUR TALK TO FIT THE LEVEL OF YOUR AUDIENCE



- We all understand this, right?



# Don't let the audience get distracted

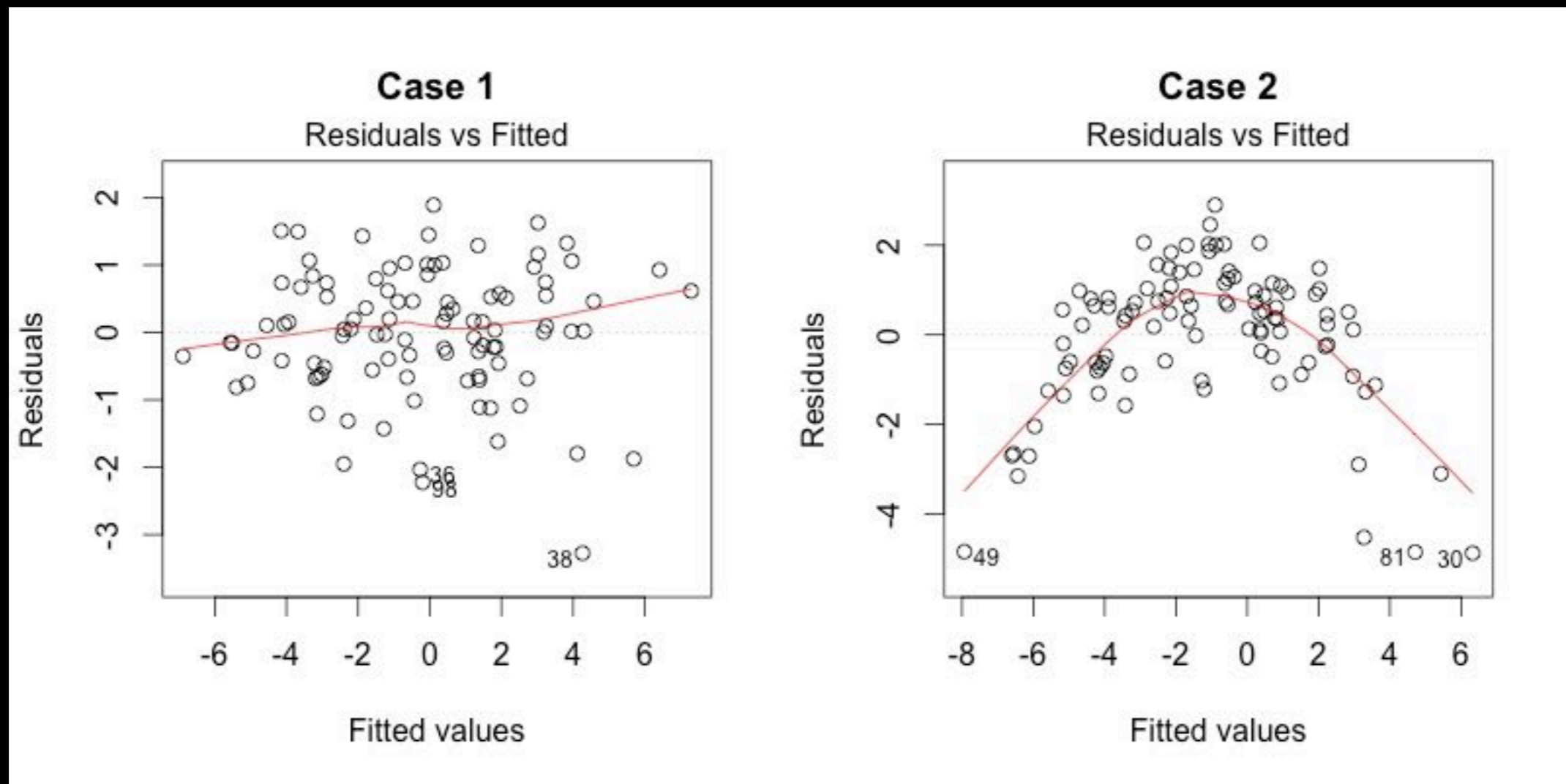
- Don't make eye contact —this invites engagement with the audience
- speak softly, so everyone can concentrate on your text, not your words
  - don't be excitable or funny!
- laser pointers help you to focus the eyes of the audience - use them all the time!!!

# Preparation makes for bad talks

- Click to add text

# No need to introduce slides

- your audience should be paying attention anyway!





# References aren't important

- But, here's a good one that has pretty much all the answers you need: really good database