

Social Media:



**THE
GOOD
THE
BAD
& THE
UGLY**

Nothing new at all...





LUNAR ECLIPSES: 2021 - 2030

Fred Espenak

A concise summary of all lunar eclipses from 2021 through 2030 is presented in the table below. The first column gives the **Calendar Date** of the instant of greatest eclipse[1]. The second column **TD of Greatest Eclipse** is the Terrestrial Dynamical Time of greatest eclipse. The third column lists the **Eclipse Type** which is either Total, Partial, or Penumbral.


Eclipses recur over the **Saros** cycle, a period of approximately 18 years 11 days. Each eclipse belongs to the **Saros Series** shown in the 4th column. The **Umbral Magnitude**[2] (column 5) gives the fraction of the Moon's diameter immersed in Earth's umbral shadow at the instant of greatest eclipse. The **Eclipse Duration**[3] gives the length of the partial eclipse. If the eclipse is total then two durations are listed. The first is the interval between the beginning and end of the partial phases. The second value (in **bold**) is the duration of the total phase. Finally, the **Geographic Region of Eclipse Visibility**[4] provides a brief description of the regions where each eclipse will be seen.

Two fields in the summary table provide links to graphics and additional information for each eclipse. A figure consisting of a diagram and map for each eclipse may be seen by clicking on the **Calendar Date**. The top diagram shows the Moon's trajectory with respect to Earth's penumbral and umbral shadows. The equidistant cylindrical projection map below illustrates the geographic region of visibility for each phase of the eclipse. These figures are described in greater detail in the [Key to Lunar Eclipse Maps](#). Each figure is stored as a PDF file of about 110 kilobytes.

All eclipses belonging to a particular **Saros Series** are listed in a table linked through the **Saros** number.

The [Key to Lunar Eclipse Decade Table](#) contains a more detailed description of each item in the table.

For more data on lunar eclipses during this period, see [Catalog of Lunar Eclipses: 2001 to 2100](#).




For more data on lunar eclipses during this period, see [Catalog of Lunar Eclipses: 2001 to 2100](#).

Lunar Eclipses: 2021 - 2030						
Calendar Date	TD of Greatest Eclipse	Eclipse Type	Saros Series	Umbral Magnitude	Eclipse Duration	Geographic Region of Eclipse Visibility
2021 May 26	11:19:53	Total	121	1.009	03h07m 00h15m	e Asia, Australia, Pacific, Americas
2021 Nov 19	09:04:06	Partial	126	0.974	03h28m	Americas, n Europe, e Asia, Australia, Pacific
2022 May 16	04:12:42	Total	131	1.414	03h27m 01h25m	Americas, Europe, Africa
2022 Nov 08	11:00:22	Total	136	1.359	03h40m 01h25m	Asia, Australia, Pacific, Americas
2023 May 05	17:24:05	Penumbral	141	-0.046	-	Africa, Asia, Australia
2023 Oct 28	20:15:18	Partial	146	0.122	01h17m	e Americas, Europe, Africa, Asia, Australia
2024 Mar 25	07:13:59	Penumbral	113	-0.132	-	Americas
2024 Sep 18	02:45:25	Partial	118	0.085	01h03m	Americas, Europe, Africa
2025 Mar 14	06:59:56	Total	123	1.178	03h38m 01h05m	Pacific, Americas, w Europe, w Africa
2025 Sep 07	18:12:58	Total	128	1.362	03h29m 01h22m	Europe, Africa, Asia, Australia
2026 Mar 03	11:34:52	Total	133	1.151	03h27m 00h58m	e Asia, Australia, Pacific, Americas
2026 Aug 28	04:14:04	Partial	138	0.930	03h18m	e Pacific, Americas, Europe, Africa
2027 Feb 20	23:14:06	Penumbral	143	-0.057	-	Americas, Europe, Africa, Asia
2027 Jul 18	16:04:09	Penumbral	110	-1.068	-	e Africa, Asia, Australia, Pacific
2027 Aug 17	07:14:59	Penumbral	148	-0.525	-	Pacific, Americas
2028 Jan 12	04:14:13	Partial	115	0.066	00h56m	Americas, Europe, Africa
2028 Jul 06	18:20:57	Partial	120	0.389	02h21m	Europe, Africa, Asia, Australia
2028 Dec 31	16:53:15	Total	125	1.246	03h29m 01h11m	Europe, Africa, Asia, Australia, Pacific




vintage social networking





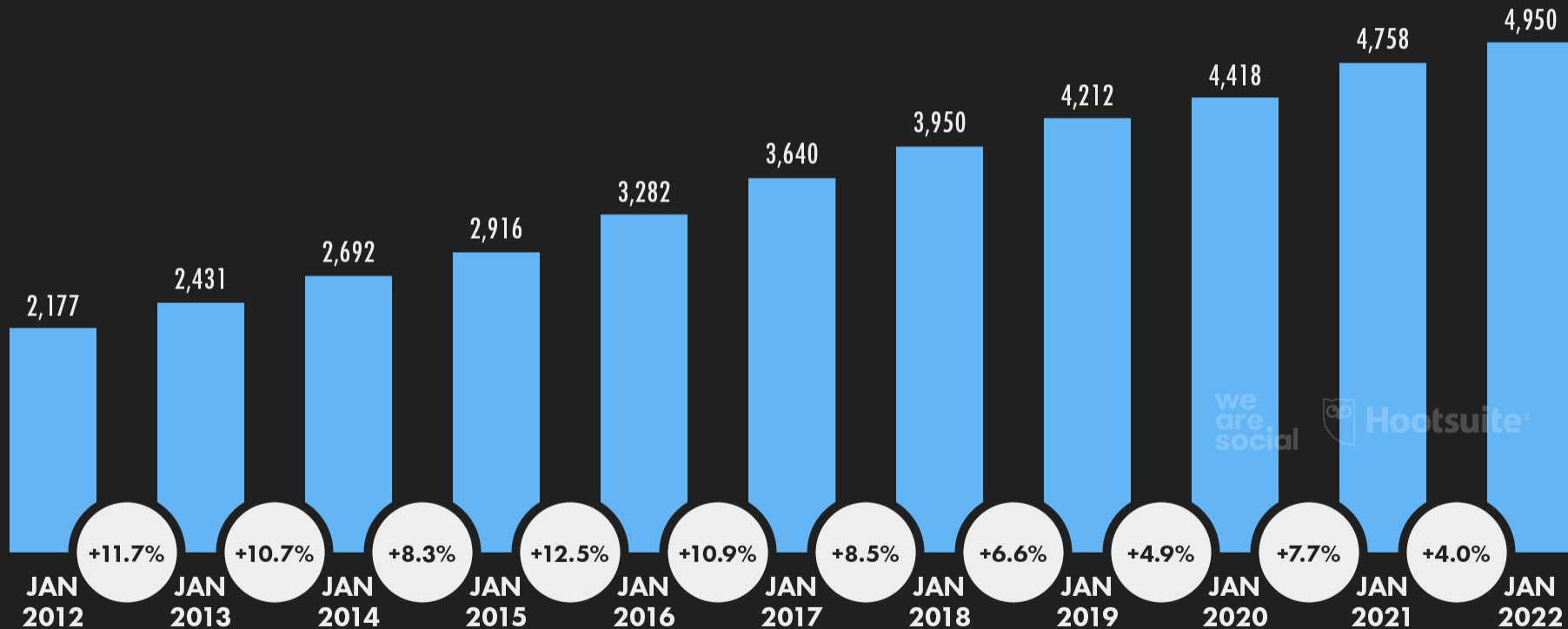
GOOD OR BAD?



JAN
2022

INTERNET USERS OVER TIME

NUMBER OF INTERNET USERS (IN MILLIONS) AND YEAR-ON-YEAR CHANGE



JAN
2022

OVERVIEW OF INTERNET USE

ESSENTIAL INDICATORS OF INTERNET ADOPTION AND USE



TOTAL
INTERNET
USERS



4.95
BILLION

INTERNET USERS AS
A PERCENTAGE OF
TOTAL POPULATION



62.5%

YEAR-ON-YEAR CHANGE
IN THE NUMBER OF
INTERNET USERS



+4.0%
+192 MILLION

AVERAGE DAILY TIME SPENT
USING THE INTERNET BY
EACH INTERNET USER



6H 58M
+1.0% (+4M)

PERCENTAGE OF USERS
ACCESSING THE INTERNET
VIA MOBILE PHONES

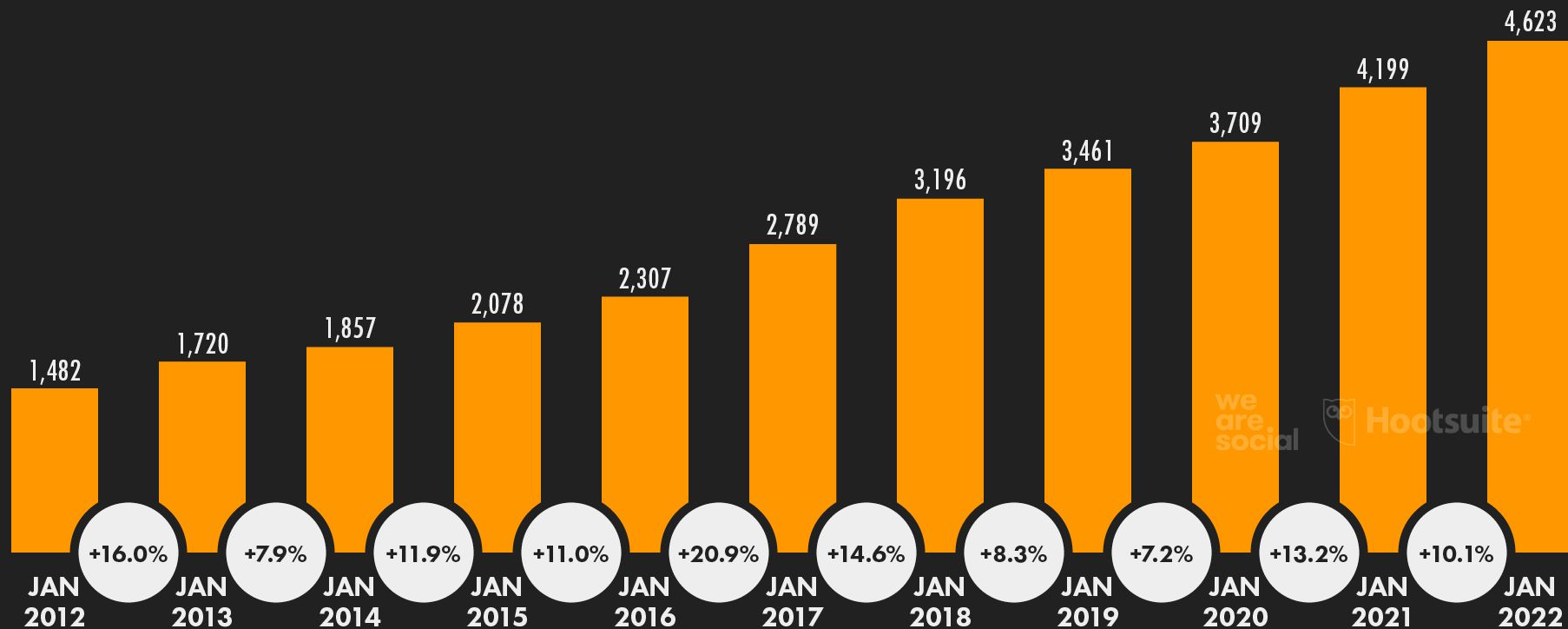


92.1%

JAN
2022

SOCIAL MEDIA USERS OVER TIME

NUMBER OF SOCIAL MEDIA USERS (IN MILLIONS) AND YEAR-ON-YEAR CHANGE (NOTE: USERS MAY NOT REPRESENT UNIQUE INDIVIDUALS)



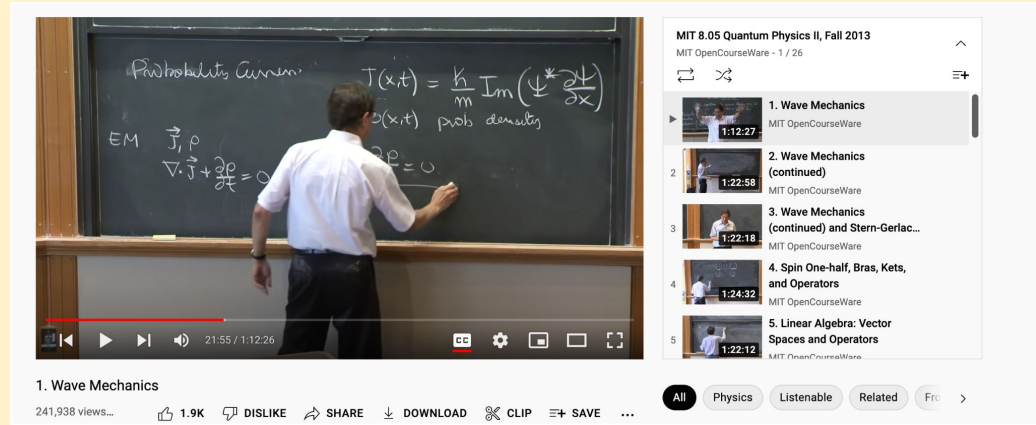


the good

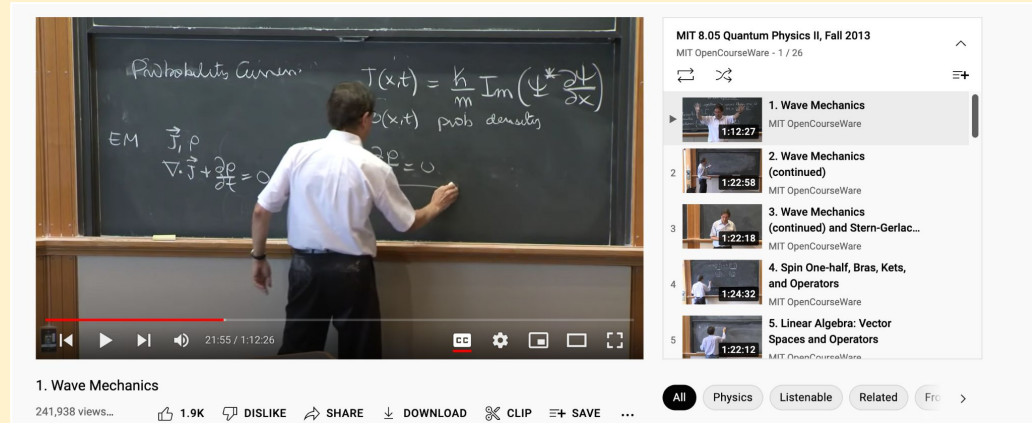
It is useful



- Family and friends
- Networking
- It's global. You can reach more people... Teaching-learning, creating awareness, etc
- Common ground for people with like interests
- Fast and efficient
- Casual
- Promoting yourself
- You can make money and it may become a job... youtuber, content creators, etc



- Family and friends
- Networking
- It's global. You can reach more people... Teaching-learning, creating awareness, etc
- Common ground for people with like interests
- Fast and efficient
- Casual
- Promoting yourself
- You can make money and it may become a job... youtuber, content creators, etc
- It's funny





the bad

- Restriction (???)
- Mistakes are more visible and public. Fastest ticket to the Court of public opinion.
- Very hard (almost imposible) to erase uploaded material.

- Restriction (???)
- Mistakes are more visible and public. Fastest ticket to the Court of public opinion.
- Very hard (almost impossible) to erase uploaded material.



Combining this two can make your miserable

WHY?

- Restriction (???)
- Mistakes are more visible and public. Fastest ticket to the Court of public opinion.
- Very hard (almost imposible) to erase uploaded material.

Combining this two can make your miserable

WHY?



Ethnocentrism

It is the ideological estimative through which individuals analyze the world according to the parameters of their own reality.

It means to apply one's own culture as a frame of reference to judge other cultures, practices, behaviors, beliefs, and people, instead of using the standards of the particular culture involved.

- Restriction (???)
- Mistakes are more visible and public. Fastest ticket to the Court of public opinion.
- Very hard (almost impossible) to erase uploaded material.
- It can impact your work
- It can ruin your image and credibility

- A way for stalkers to operate
- Stealing personal information



- HUGE impact in self esteem



the ugly



- It's very distracting and addictive
- You can easily become famous (becoming a meme)



- It's very distracting and addictive
- You can easily become famous (becoming a meme)

- It's impersonal
- It can lead to disappointments

Selfies
people post
on Instagram

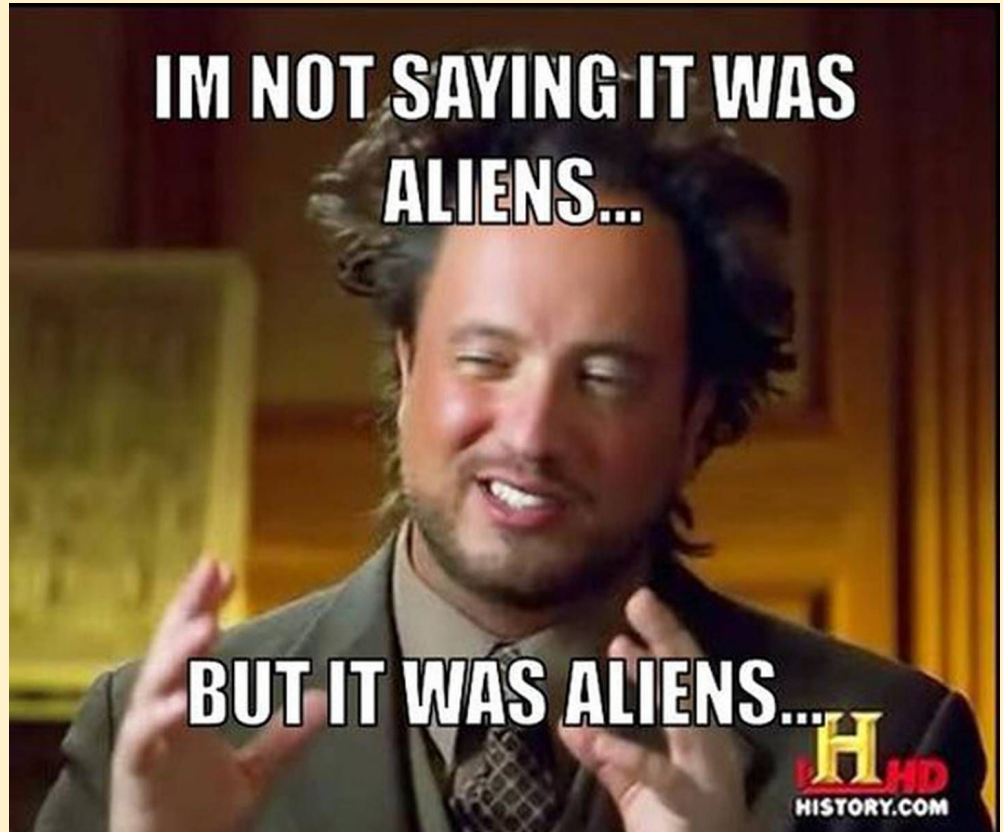
What they
really
look like



- It's very distracting and addictive
- You can easily become famous (becoming a meme)


- It's impersonal
- It can lead to disappointments


- Source of misinformation & disinformation/fake news




Takeaways

- Knives aren't good or bad. Hands...
- It takes 20 years to build a reputation and five minutes to ruin it. If you think about that, you'll do things differently.
(Warren Buffett)

 ← here is the "bad"

 ← here is the "good"

 ← here is the "bad" that is in the "good"

 ← here is the "good" that is in the "bad"

 ← HERE IS LIFE

KM

References:

- <http://www.theweek.co.uk/checked-out/90557/is-social-media-bad-for-your-mental-health>
- <https://datareportal.com/reports/digital-2022-global-overview-report>
- https://epi.org.uk/wp-content/uploads/2021/01/EPI-PT_Young-people%E2%80%99s-wellbeing_Jan2021.pdf
- Sumner, William Graham (1906). *Folkways: A Study of the Sociological Importance of Usages, Manners, Customs, Mores, and Morals*. Ginn and Company. p. 13. Retrieved January 18, 2019.