

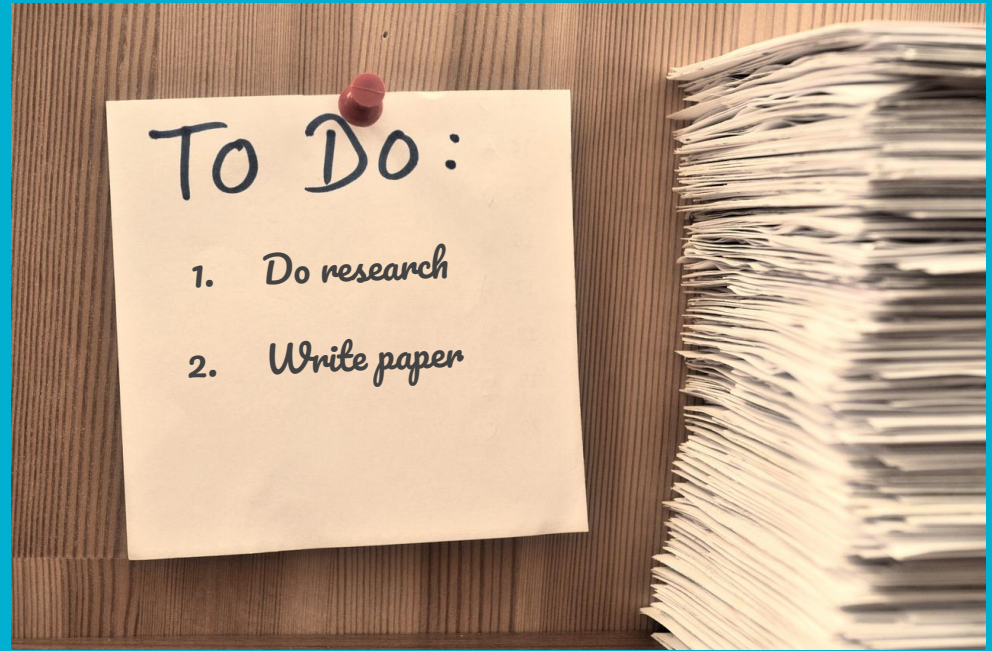
Paper Writing Tips

Jordan Shroyer

ASTR 8500

Preparations

- Choose a target journal
- Start a document
- Outline sections
- Plan figures
- Set up bibliography
- Invite collaborators



Take Advantage of Technology

- Overleaf
 - Use the right template
 - Comments & chat box
 - Edit tracking, history
 - Folders
- Sync bibliography with reference manager
- Set up your ORCID
 - Unique identifier




Outline sections and edit as you go

- Introduction
 - Know project's relevance and context from the start
- Methods
 - Write out your methods plan
 - Edit as things progress
- Results & Conclusions
 - What are the potential results?
 - What would that mean for the field?




Plan your figures

- Identify what figures you'll need
- Update your default plot settings
 - Pick a nice, consistent color scheme
 - Make labels appropriately large from the start
 - Matplotlib has a LaTeX font
- 1 figure (or group of figures) per section can be a rough guideline



Collaborations

- Define roles for each collaborator; assign tasks accordingly
- Choose authorship order early on (esp. 1st author)
- Learn to work with your collaborators
 - Commenting out >> deleting
 - Keep backup copies & track changes
- **Formal collaborations may have their own authorship rules**



Submitting a Paper

- Choose a target submission date
- Budget time for collaborators to read/respond
- Enter info to online portal
- “Fun” fact: some journals delete in-progress submissions that sit for too long
- Formal collaborations may have ArXiv rules



Miscellaneous advice from our classmates (use at your own discretion)



Today at 12:50 PM
Get buzzed if you hit
writer's block and
edit afterwards?



Today at 12:51 PM
Keep a bucket
nearby to catch your
tears?



Today at 1:02 PM
suggested
taking up smoking 🤔